

Cambridge Technicals Level 3

IT



Name :

Date :

Please submit your completed work to Mr. Jackson
djackson@raynespark.merton.sch.uk

Section 1 – System Development Life Cycle

The system life cycle is used to explain what happens during each stage business application e.g. a new mobile App, a new car, a new smart phone etc

https://www.teach-ict.com/as_as_computing/ocr/H047/F451/312/slc_cycle/miniweb/pg5.htm

Task: Complete the table below of the system life cycle.

Definition:	
Investigation and analysis	
Design	
Implementation	
Testing	
Installation	
Documentation	
Evaluation	
Maintenance	

Education is a lifelong learning adventure.

Never stop.

Appshed

AppShed Game Maker is a platform for beginners (and experts) to build HTML5 games.



Register using the starter account.

<https://appshed.com/appbuilder/login/register>

Instructions to create the game

<https://appshed.com/create/game-maker>

Game Maker is part of the AppShed platform. The games you build become part of your app. Your apps can include a combination of app items (content) and games. You can easily Publish and Share your apps allowing others to play your games. Simply follow the instructions for Publishing, and then share the URL/web link with friends or post on social media.

Game Maker is built for education and learning. The aim is to provide learners with a simple interface and enjoyable experience while they get to grips with important concepts of computational thinking and coding.

Name of app:

Purpose for the app:



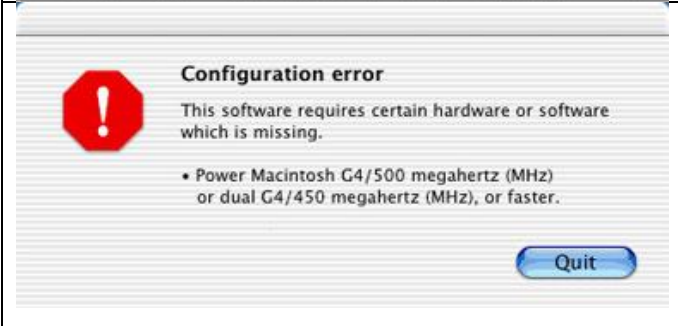
Features of the app:


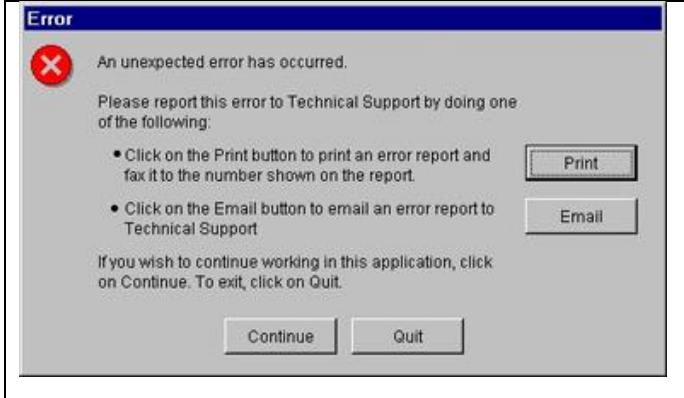

Print screen of the final app:

Section 3 – Error Message Task

TASK Read the error messages carefully and complete the table

Adapted from Teach-ict.com

Error message	What do you think the message means?	Either tell your ICT teacher or the network technician	Deal with it yourself
 <p>The screenshot shows a Microsoft Internet Explorer error dialog box. The title bar reads 'Microsoft Internet Explorer'. The main text says: 'Microsoft Internet Explorer has encountered a problem and needs to close. We are sorry for the inconvenience.' There is a blue 'e' icon. Below this, it says: 'If you were in the middle of something, the information you were working on might be lost.' There is a checked checkbox for 'Restart Microsoft Internet Explorer'. It then says: 'Please tell Microsoft about this problem. We have created an error report that you can send to help us improve Microsoft Internet Explorer. We will treat this report as confidential and anonymous. To see what data this error report contains, click here.' At the bottom are two buttons: 'Send Error Report' and 'Don't Send'.</p>			
 <p>The screenshot shows a Microsoft Word error dialog box. The title bar reads 'Microsoft Word'. On the left is a yellow warning triangle icon. The text says: 'A maximum of one folder is allowed at a time.' At the bottom is an 'OK' button.</p>			
 <p>The screenshot shows a 'Configuration error' dialog box. On the left is a red octagonal icon with a white exclamation mark. The text says: 'Configuration error. This software requires certain hardware or software which is missing.' Below this is a bulleted list: '• Power Macintosh G4/500 megahertz (MHz) or dual G4/450 megahertz (MHz), or faster.' At the bottom is a blue 'Quit' button.</p>			

 <p>Error initializing editor Insufficient privileges. Close</p>			
 <p>Error An unexpected error has occurred. Please report this error to Technical Support by doing one of the following:</p> <ul style="list-style-type: none"> Click on the Print button to print an error report and fax it to the number shown on the report. Click on the Email button to email an error report to Technical Support. <p>If you wish to continue working in this application, click on Continue. To exit, click on Quit.</p> <p>Print Email Continue Quit</p>			
 <p>Flash Lite Problem with content: 3 - Corrupted SWF. OK</p>			

Education is a lifelong learning adventure.
Never stop.

Section 4 – Information storage media


There are a number of different methods of storing large amounts of data, from traditional paper-based methods to modern magnetic hard drives.

Mutability is a key word that means whether a storage device can have its data changed or whether it is read-only. A **mutable device can be overwritten** but an **immutable device is permanent and read-only** once data has been added.

Magnetic Storage

Traditional computers will contain a **hard disk drive** which is an example of magnetic storage. There are two 'heads' that spin and access data on the disk. A **write-head** changes data and a **read-head** accesses the data. Magnetic tape and floppy disks are further examples of magnetic storage, but they are no longer used often.

- **Capacity: Large storage space**, from 500 MB up to 4 TB.
- **Durability:** Because of moving parts, it is **fragile if moved**.
- **Portability:** Because of moving parts, they are **not easy to move** around.
- **Mutability:** Magnetic storage is **mutable** and data can be **rewritten**.
- **Speed of access: Relatively quick to access.**



Suitable for: Storing a lot of information and backing up data, because of its high capacity.

Optical Storage

Optical storage uses laser technology to project beams of light onto a disk. If light is reflected then the data is recorded as 1, no reflection records a 0. In this method, lasers can write to and read from a disk.

- **Capacity: 650 MB (CD), 9GB (DVD), 50 GB (Blu-ray).**
- **Durability: Disks are very fragile and break / scratch**
- **Portability: Thinness makes it very easy to transport.**
- **Mutability: Optical storage is immutable - it is read-only.**
- **Speed of access: Relatively slow access speed.**



easily.

Suitable for: Storing multimedia files such as music, pictures and videos.

Solid State Storage

This technology is named as such because there are no moving parts. Because of its low power use and quick access speed, it is increasingly replacing magnetic and optical storage devices.

- **Capacity: 4 GB – 128 GB**
- **Durability: Usually quite durable** but can be snapped.

- **Portability:** Small size makes it **very easy to transport**.
- **Mutability:** Solid State devices are **mutable** - data can be changed.
- **Speed of access:** **Quickest** access speed.

Suitable for: Camera memory cards. Transferring personal files between work/school and home.

Paper Storage

Paper is the traditional information storage format and can include a wide variety of types including printed forms, maps, handwritten notes and telephone directories. Paper is relatively cheap and doesn't require a computer system to use but takes up a lot of physical space, is damaging to the environment to produce and costly to transport in bulk. It is harder to keep secure and has a one-time use, you can't use that paper for anything else once it has been printed or written on. Paper-based storage like a notepad or schedule are easy to check periodically and don't require an internet connection to access.

- **Capacity:** Printed pages will take up space. A4 paper can only hold hundreds of words.
- **Durability:** Very easy to tear.
- **Portability:** Single sheets are easy to transport, expensive in bulk.
- **Mutability:** Immutable, can only be used for one purpose (excluding recycling).
- **Speed of access:** Very long to manually search through large stacks of paper.

Suitable for: Application forms, filing cabinets of test scores, maps.

Question Corner

Information Storage Media:

a. For magnetic, optical and solid-state storage rank these mediums in terms of capacity, durability, portability and speed.

b. For the following scenarios justify which secondary storage medium should be used and why it is the most appropriate:

1. Sending videos and pictures to family in Australia through the post.
2. Storing a presentation to take into work.
3. A journalist taking notes during a speech.
4. Backing up an old computer with thousands of files to a storage device.

Education is a lifelong learning adventure.
Never stop.